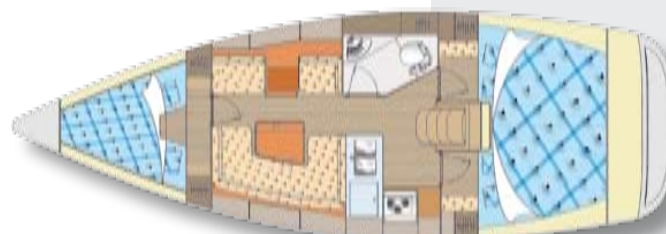
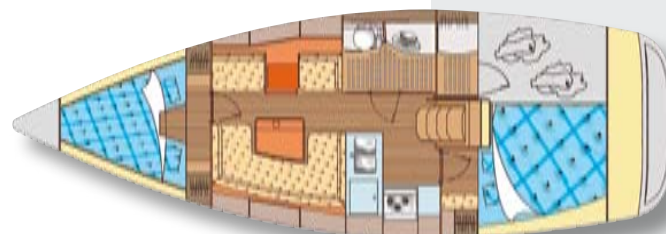
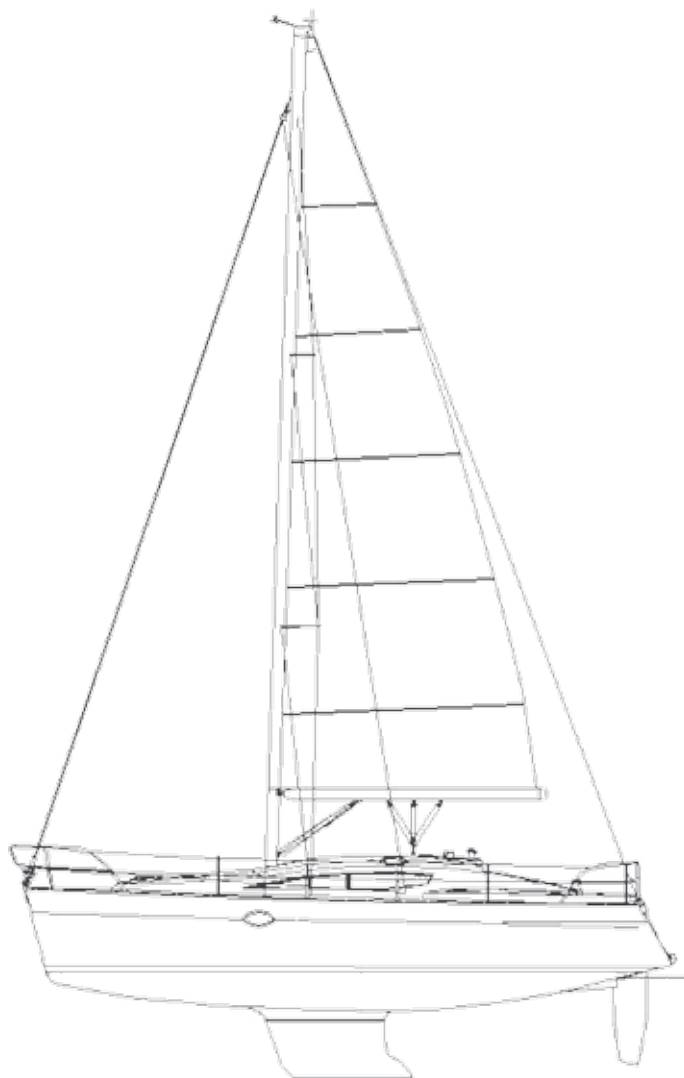




 **Impression 344**
by *elan*



Technical specifications

Lenght overall	10.46 m
Hull lenght	9.99 m
Beam	3.49 m
Draft	1.60 m
Displacement	approx. 6.000 kg
Engine	19 HP/29 HP
Water capacity	238 l / 468 l
Fuel capacity	110 l
Air draft	14.90 m
Main sail	27,80 m ²
Genoa	30,25 m ²
Spinnaker	79,50 m ²
I	12.50 m
J	3.70 m
P	11.64 m
E	4.01 m
Boat design category CE	A
Design	Rob Humphreys

January 2007

All measurements, images and illustrations are approximate and provided for information only. Elan Marine reserves the right to modify or improve specifications without prior notice.

CERTIFICATION

Impression 344 by Elan is delivered with a CE certificate and meets the requirements of European directive 94/25/CE for recreational crafts. The CE class A category certificate (unlimited Ocean voyages) is issued by Germanischer Lloyd.

CONSTRUCTION

Multiaxial laminate // isophtalic polyester resin for improved mechanical and chemical properties // NPG (Neo Penttyle Glycol) gelcoat for optimal chemical resistance against osmosis and mirror finish // moulded inner structure glued and laminated to the hull // cast iron keel

DECK EQUIPMENT

S/S pulpit with integrated step // S/S pushpit with integrated seats // S/S stanchions with lifelines // S/S stem-head fitting with roller and S/S bow protection // 4 mooring cleats // aluminium toe rail // 2 sets of deck organisers // 2 set of clutches // 1 clutch on mast // 2 halyard Harken 16 B STA winch // 2 genoa Harken 40.2 B STA winches // 2 genoa sheet tracks with adjustable genoa cars // Mainsheet tackle // Compass on the steering pedestal // 1 winch handle bin // 2 cockpit lockers on port and starboard side // 2 cockpit lockers under helmsman's seat // 1 gas bottle locker draining outboards // Steering wheel // Cup holders on port and starboard side // Transom fender // GRP cockpit table with storage room // S/S bathing ladder // Grab rails on coach roof // teak on cockpit seats // teak on pushpit seats // teak steps from the cockpit // teak cup holders and sliding hatch trimming // jack lines attachments on deck

MAST / STANDING RIGGING

Fractional rig // Silver anodized aluminium deck stepped mast // 2 sets of aft swept spreaders // Silver anodized aluminium SLR boom // Stainless steel standing rigging // Boom vang // windex

RUNNING RIGGING

1 genoa halyard // 1 main halyard // 2 genoa sheets // 1 main sheet // 1 main outhaul // 2 reefing lines

SAILS

Furling genoa with UV strip // Standard semi full batten mainsail // Lazy jacks and lazy bag

WATER SYSTEM

Fresh water tanks // 12 V fresh water pump // Central electric bilge pump with automatic switch // Hand bilge pump in cockpit

ENGINE EQUIPMENT

Diesel engine 19HP fitted with sail-drive // Engine control lever on steering pedestal // Fuel tank // Fuel filter with water separator // Fixed 2-bladed propeller // Engine hour counter

ELECTRICAL SYSTEM

12 V circuit // Control panel with voltmeter for batteries, fresh water and fuel level indicator // Two separate 12 V AGM batteries (90 Ah and 70 Ah) // Engine alternator // Navigation lights according to ColReg // 12V plug on the control panel

GAS SYSTEM

3kg butane-propane gas bottle, 30mbar pressure - relief valve with shut-off valve

SALOON

Headroom 1990 mm // Folding saloon table with storage room // U-shaped satee on port side // Satee on starboard side // 1 opening deck hatch // 2 hull portlights // Lockers along the hull on both sides // 8 overhead lights

GALLEY

Headroom 1880 mm // L-shaped galley // Top opening 12 V refrigerator // S/S 2 ring cooker with oven // Double sink // Lockers and drawers // 1 opening deck portlight // 1 overhead light

NAVIGATION STATION (option)

Chart table // Reading spotlight // Lockers // Seat with storage room

FORWARD CABIN (2 & 3 CABIN VERSION)

Headroom 1840 mm // 1 double berth 2000 x 1900 mm // 1 hanging locker // 1 locker with shelves // 2 lateral shelves // Storage under berth // 2 overhead lights // 1 escape hatch

AFT CABINS (3 CABIN VERSION)

Headroom 1950 mm // 1 double berth 2030 x 1500 mm // 1 hanging locker // 1 locker with shelves // 1 shelve // 1 overhead light // 1 opening cockpit portlight

SINGLE AFT CABIN (2 CABIN VERSION)

Headroom 1950 mm // 1 double berth 2030 x 1840 mm // Hanging locker // Lateral shelve // 1 overhead light // 1 opening cockpit portlights

TOILET (SHOWER) DEPARTMENT (3 CABIN VERSION)

Headroom 1950 mm // Marine toilet // Washbasin with pressurized tap // Mirror // Stowage lockers // 1 opening portlight // 2 overhead lights

TOILET (SHOWER) DEPARTMENT (2 CABIN VERSION)

Headroom 1950 mm // Marine toilet // Washbasin with pressurized tap // Mirror // Stowage lockers // Separate shower compartment // 1 opening portlight // 3 overhead lights

MISCELLANEOUS

2 winch handles // Owner's manual // Emergency tiller // 2 fire extinguishers // Flag pole