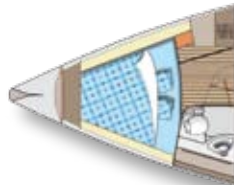

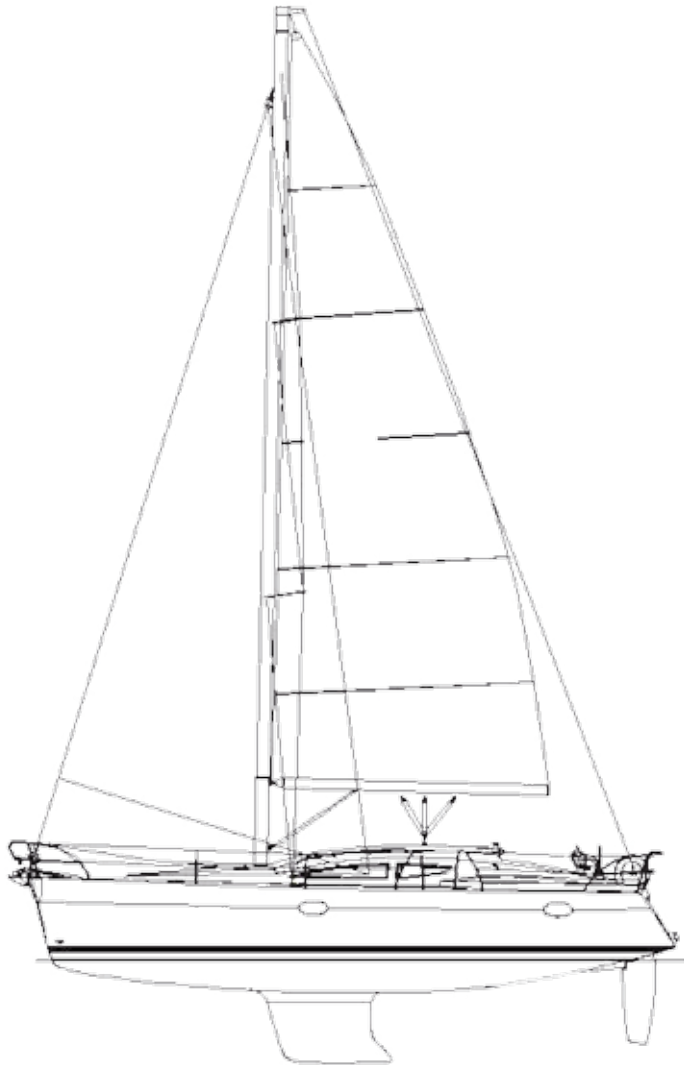


 **Impression 384**
by *elan*



Technical specifications

Lenght overall	11,55 m
Hull lenght	11,25 m
Beam	3,91 m
Draft	1,80 m / 1,50 m
Displacement	approx. 7.600 kg
Engine	29 HP/40 HP
Water capacity	240 l / 512 l
Fuel capacity	165 l
Air draft	16,57 m
Main sail	37,91 m²
Genoa	38,11 m²
Spinnaker	98,00 m²
I	13,96 m
J	3,90 m
P	13,00 m
E	V m
Boat design category CE	A
Design	Rob Humphreys

January 2007

CERTIFICATION

Impression 384 by Elan is delivered with a CE certificate and meets the requirements of European directive 94/25/CE for recreational crafts. The CE class A category certificate (unlimited Ocean voyages) is issued by Germanischer Lloyd.

CONSTRUCTION

multiaxial laminate // isophthalic polyester resin for improved mechanical and chemical properties // NPG (Neo Pentyle Glycol) gelcoat for optimal chemical resistance against osmosis and mirror finish // moulded inner structure glued and laminated to the hull // cast iron keel

DECK EQUIPMENT

S/S pulpit with integrated step // S/S pushpit with integrated seats // S/S stanchions with lifelines // S/S stem-head fitting with roller and S/S bow protection // 4 mooring cleats // aluminium toe rail // 2 sets of deck organisers // 2 set of clutches // 1 clutch on mast // 2 halyard Harken 32.2 B STA winch // 2 genoa Harken 40.2 B STA winches // 2 genoa sheet tracks with adjustable genoa cars // Mainsheet traveller track adjustable from cockpit // Compass on the steering pedestal // 1 winch handle bin // 2 cockpit lockers on port and starboard side // 2 cockpit lockers under helmsman's seat // 1 gas bottle locker draining outboards // Fresh water shower at transom // Steering wheel // Cup holders on port and starboard side // Transom fender // GRP cockpit table with storage room // S/S bathing ladder // Grab rails on coach roof // teak slatted cockpit seats // teak pushpit and pulpit seats // teak step from the cockpit to the deck passage // teak cup holders and teak sliding hatch trimming // jack line attachments on deck

MAST / STANDING RIGGING

Fractional rig // Silver anodized aluminium deck stepped mast // 2 sets of aft swept spreaders // Silver anodized aluminium single line reefing boom // Stainless steel standing rigging // Rigid boom vang with gas spring // windex

SAILS

Standard semi full batten main sail // Furling genoa with UV strip // Lazy bag with lazy jacks

RUNNING RIGGING

1 genoa halyard // 1 main halyard // 2 genoa sheets // 1 main sheet // 1 main outhaul // 2 main sheet traveller car adjusting lines // 2 reefing lines.

WATER SYSTEM

Fresh water tanks // 12 V fresh water pump // Central electric bilge pump with automatic switch // Hand bilge pump in cockpit

ENGINE EQUIPMENT

Diesel engine 29HP fitted with sail-drive // Engine control lever on steering pedestal // Engine control panel on steering pedestal // Fuel tank // Fuel filter with water separator // Fixed 2-bladed propeller // Engine hour counter

ELECTRICAL SYSTEM

12V circuit // Control panel with voltmeter for batteries, fresh water and fuel level indicator // battery charger 12V/20A/50-600 Ah // two separate 12 V AGM batteries (90 Ah and 70 Ah) // Engine alternator 120A // Navigation lights according to ColReg // 12V plug on the control panel // 220V shore connection with shore power cable // 220V socket in navigation area

GAS SYSTEM

3kg butane-propane gas bottle, 30mbar pressure - relief valve with shut-off valve

SALOON

Headroom 2070 mm // Folding saloon table with storage room // U-shaped settee on port side // Settee on starboard side // 1 large panoramic deck hatch // 1 opening deck hatch // 2 large deck portlights // 2 hull portlights // Lockers along the hull on both sides // Overhead lights

GALLEY

Headroom 1970 mm // L-shaped galley // Top opening 12 V refrigerator // S/S 2 ring cooker with oven mounted on gimbals // Double sink // Lockers and drawers // 1 opening deck hatch // 1 large deck portlight // Overhead lights

NAVIGATION STATION

Chart table // Reading spotlight // Lockers // Seat with storage room

FORWARD CABIN (VERSION 1 & 3)

Headroom 1980 mm // 1 double berth 2240 x 1480 mm on port side along hull // 1 hanging locker // 1 locker with shelves // 2 lateral shelves // Storage under berth // Overhead lights // 1 escape hatch // 2 opening portlights // Locker in bow

FORWARD CABIN (VERSION 2 & 4)

Headroom 1980 mm // 1 double berth 1970 x 1920 mm V shape // 1 hanging locker // 1 locker with shelves // 2 lateral shelves // Overhead light // 1 escape hatch // 1 opening portlight // Stowage under berth

AFT CABINS (VERSION 1 & 2)

Headroom 2080 mm // 1 double berth 2050 x 1620 mm // 1 hanging locker // 1 locker with shelves // 1 shelf // 1 overhead light // 2 opening cockpit portlight // 1 hull portlight

SINGLE AFT CABIN (VERSION 3 & 4)

Headroom 2080 mm // 1 double berth 2050 x 1980 mm // Settee on port side // Hanging locker // Lateral shelf // 1 overhead light // 2 opening cockpit portlights // 1 hull portlights

AFT HEAD (VERSION 1 & 2)

Headroom 2070 mm // Marine toilet // Washbasin with pressurized tap // Mirror // Stowage lockers // 1 large deck portlight // 1 opening portlight // 1 overhead light

FRONT HEAD (VERSION 2 & 4)

Headroom 1870 mm // Marine toilet // Washbasin with pressurized tap // Mirror // Stowage lockers // 1 opening portlight // 1 overhead light

AFT HEAD / SHOWER COMPARTMENT (VERSION 3 & 4)

Headroom 2070 mm // Separate shower // Marine toilet // Washbasin with pressurized tap // Stowage lockers // Mirror // 1 large deck portlight // 1 opening portlight // 1 overhead light

MISCELLANEOUS

2 winch handles // Owner's manual // Emergency tiller // 2 fire extinguishers // Flag pole