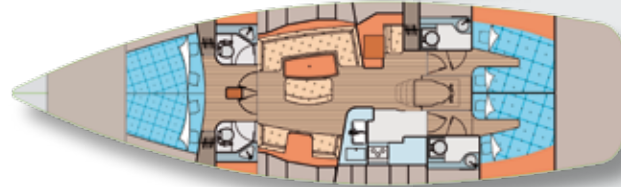
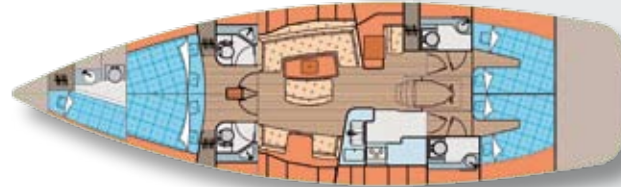
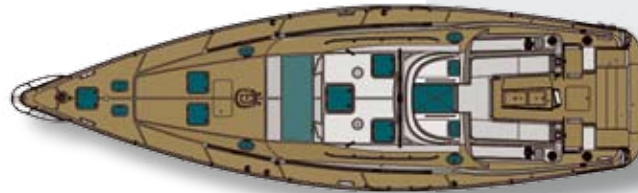
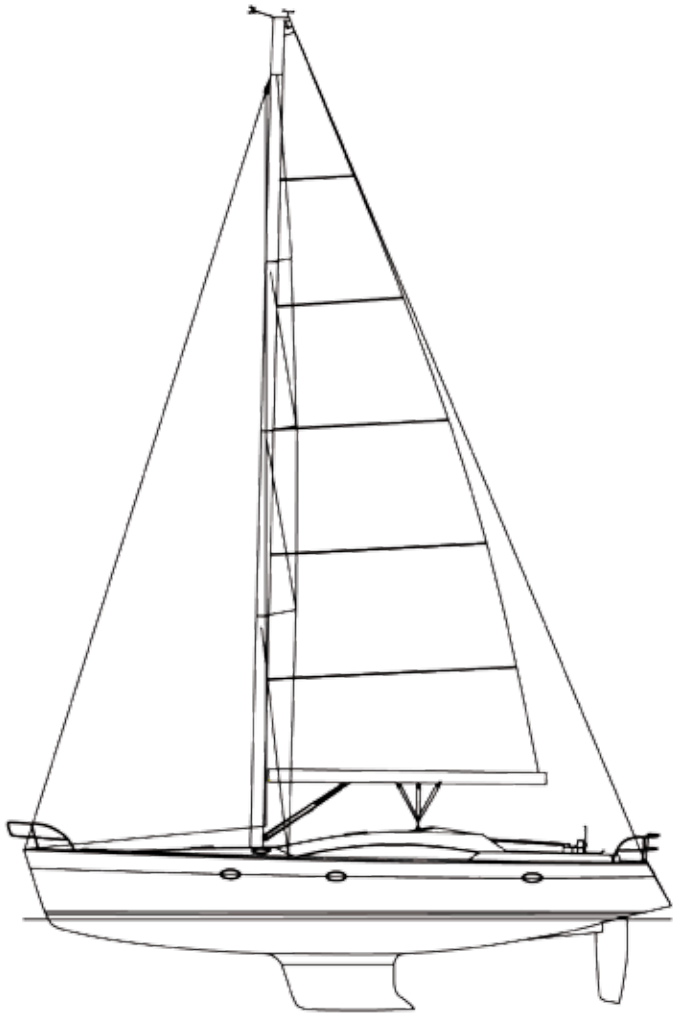


 **Impression 514**
by *elan*



Technical specifications

Length overall	16,10 m
Hull length	15,69 m
Beam	4,68 m
Draft	2,20 m
Displacement	approx. 18000 kg
Engine	75/110 HP
Water capacity	780 l
Fuel capacity	440 l
LWL	13,76 m
Main sail	68,3 m²
Genoa (135%)	78 m²
Gennaker	133 m²
I	19,40 m
J	5,48 m
P	17,98 m
E	6,65 m
Boat design category CE	A
Interior design	Boris Lubej
Design	Rob Humphreys

January 2007

All measurements, images and illustrations are approximate and provided for information only. Elan Marine reserves the right to modify or improve specifications without prior notice.

Hull & Deck Construction

Hull

3D-VAIL infusion technology (inner frame main structural ribs infused in one shot together with hull)
Full sandwich hull with partly single skin on loaded areas.
Multiaxial laminate, vinyl ester skin coat and isophthalic polyester resin for improved mechanical and chemical properties
White hull with grey decoration lines
6 fixed hull portlights (frame in hull colour)

Deck

VAIL infusion technology, sandwich construction for thermal and sound isolation
Moulded non-skid surface on deck and coach roof

Keel

Standard cast iron keel (Fe)
Draft 2,20m

Steering system

Jefa rod steering system
Roller rudder stock bearing
Two leather covered steering wheels diameter 900mm

Deck equipment

Harken deck gear:

Two Harken winches B70.2STA
Main sheet track on coach roof
Main sheet car with double traveler controls - control lines leads to helmsman stations on port and starboard
Main sheet leads to helmsman stations on both sides (as german system)
Genoa tracks with pin stop holes and double cars
Double deck organizers on both sides (4 x 4 sheave deck organizer)
Harken blocks for halyards, sheets and control lines

Spinlock jammer:

Main sail: halyard, reef1, reef2, outhaul, vang, car port, car stbd, sheet port, sheet stbd
Genoa: halyard, furling line
Dinghy garage for 4 person dinghy (2,60m)
Hydraulic opening transom / swimming platform
Teak on swimming platform
Stainless steel swimming ladder
Hydraulic aft cockpit / transom stairs
Flush lid in cockpit floor to enter the garage from top with gas lifting shocks
Teak on cockpit floor and cockpit seats
Teak cockpit table with top opening fridge, storage box and LED light
Hot & cold shower on aft deck
Halyard and sheet storage boxes in front of helmsman stations
Two helmsman seats

Deck equipment

Deck cockpit light in boom
Engine controls at starboard helmsman station
Storage for 2 gas bottles in port aft cockpit locker with gas lifting struts
Two side lockers in cockpit with gas lifting struts
Two side lockers on transom for storage
Guard rail side gates on both sides
Double lifelines
Integrated S/S hand grab rail in coach roof on both sides
S/S grab rail over companion way
Deck portlights and hatches (14 pcs) + 2 portlights in cockpit
Two Dorade vents on coach roof over saloon
Anchor windlass 1500W with foot switches in anchor compartment
Stainless steel steamhead with swinging bow roller (integrated gennaker fitting as option)
Self-draining anchor locker
Foredeck sail storage (with optional skipper's cabin in forward version1)
Teak toe rail
6 mooring cleats (2 foredeck, 2 midship, 2 aft)

Plumbing system / Fresh water

Fresh water capacity 780l
Water tanks in saloon below floor boards (4 pcs)
Two water fillers on deck
40l water heater, running from engine or electricity 230V / 110V
Water pressure pump

Engine

Volvo Penta D2-75 diesel engine
S-Drive
1 alternator 12V/60A
1 alternator 24V /110A
3 blade fixed propeller
Engine battery 85Ah type AGM
Fuel tank 440l
Fuel filler on deck
Fuel filter / water separator
Engine room sound insulated
Lighting in engine compartment

Electricity - BUS system

12V, 24V and 110V / 230V electrical circuits
Battery charger Mastervolt
Service battery bank: 24V / 320Ah batteries Mastervolt type AGM

Electric panel:

Volt and Battery meter
Water / Fuel / Waste gauges

24V electric equipment:

Electrical anchor windlass
Electrical winches (as option)
Pumps
Navigation lights
Interior lights
Refrigerator
Freezer

Shore power:

2 x 110V / 230V shore cable with socket on aft and foredeck

Outlets 110V / 230V at / in:

Chart table
Forward cabin
Aft cabin
Galley
Saloon
Heads (inside locker)

Interior lights:

Overhead lighting in cabins, saloon, galley and heads
LED lights below steps on companion way, steps in saloon, aft and foreward cabin
Reading lights in saloon and cabins
Automatic night light on companion way

Navigation lights:

Navigation lights on pulpit & pushpit
Steaming light
Anchor light

Navigation equipment

1 compass on each helm station
Dedicated space for navigation instruments in front of steering wheels and in cockpit table

Interior (std)

Teak interior

Aft layout (version1)

Two aft cabins with separate head departments
Two separate single berths in each cabin with insert to make double berth
Two big lockers in each cabin, one with shelves and one with hangingward-robe
Lateral shelf on side of each cabin
Storage under berth

Interior (std)

Forward layout (version3)

Owner forward cabin
Owner double bed in the middle of the cabin
Owner's head department on starboard side with separate shower stall
Office table with chair on port side
Two drawers under berth
Double hanging and shelves locker on port
Lockers on both sides along the cabin above the bed

Plywood varnished floor boards

Galley

Headroom 2250mm
L - shaped galley
Front opening 24V inox refrigerator (130l)
S/S 3 ring cooker with oven mounted on gimbals
Mixer tap
Double sink
Lockers and drawers (6 + 5 pcs)
1 opening deck hatch above galley
1 large deck portlight
2 overhead lights
2 lights above worktop
2 x 220V socket
Strainer

Saloon and Lounge

Headroom 2100mm
Liftable saloon table
Comfortable U shape settee around the table
Two movable chairs around the table
2 opening deck hatches
2 large side deck portlights
1 large panoramic portlight
2 hull portlights
Lockers along the hull on both sides
9 overhead lights
2 Dorado vents

Lounge area (port saloon side):

Two fixed armchairs on port side
Club table
110V / 230V socket
Space for wine bottles
Space for glasses

Navigation Station

Chart table 1350mm x 650mm
Reading spotlight
Lockers and drawers (4 pcs)
2 overhead lights
Laptop space on worktop
12V socket
110V / 230V socket
Control panel
Main switches

Toilet / Head

Two black water tanks (separate for aft and forward cabins) with discharge on deck or sea and each with macerator pump
Electric marine toilets on sea water
Electric bilge pump for each head with automatic switch
Shower tap
S/S grab rail
Glass top washbasin
Mirror in hanging locker
Teak worktop

Rig & Standing rigging

Selden silver anodised keel stepped mast
Fractional rig with 3 sets of spreaders
Stainless steel standing rigging
SLR Boom
Rigid boom vang with gas spring
Furler furling system for jib
Backstay adjuster (mechanical)

Running Rigging

Main Sail:

Main halyard
Reef 1
Reef 2
Outhaul
Vang
Car line port
Car line stbd
Sheet port
Sheet stbd

Genova:

Genoa halyard
Furling line
Genoa 2 halyard

Other:

Messengers
Preparation for cutter stay